









TUBULAR-S

| | |
|------------------|-------------------------------------------------------------------------------------------------------------------------------------------------------------------------------------------------------------------------------------------------------------------------------------------------------------------------------------------------------------------------------------------------------------------------------------------------------------------------------------------------------------------------------------------------------------------------------------------------------------------------------------------------------------------------------------------|
| Código artículo | 86.SD01.3323.01 |
| Tipo de producto | Indoor |
| Categoría | Downlights de superficie |
| Familia | TUBULAR-S |
| Pictograms | <div><div>220 240 V</div><div>850°</div><div>CRI 80</div><div></div><div><div>On Off</div><div></div><div><div>IP 20</div><div></div></div></div></div> |

| | |
|------------------------------|---------------|
| Producto | |
| Potencia real (W) | 30 |
| Flujo luminoso real (lm) | 2500 |
| Eficacia luminosa (lm/W) | 83.33 |
| Ángulo de apertura | 24 |
| Life time (h) | 50000h L80B10 |
| IP | IP20 |
| Chip Brand | Philip |
| Equipo | DALI |
| Vida media (h) | 30 |
| Temperatura de color (K) | 3000 |
| Consistencia de color (SDCM) | SDCM<3 |
| CRI | 80 |

Dimensions

Product dimensions (mm) Ø200X139 mm

Esquema

